

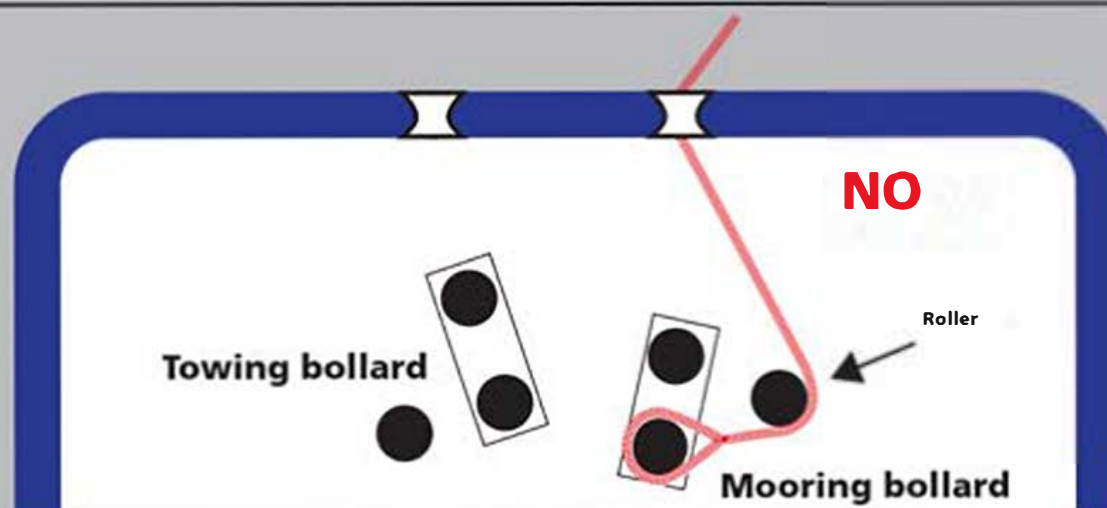
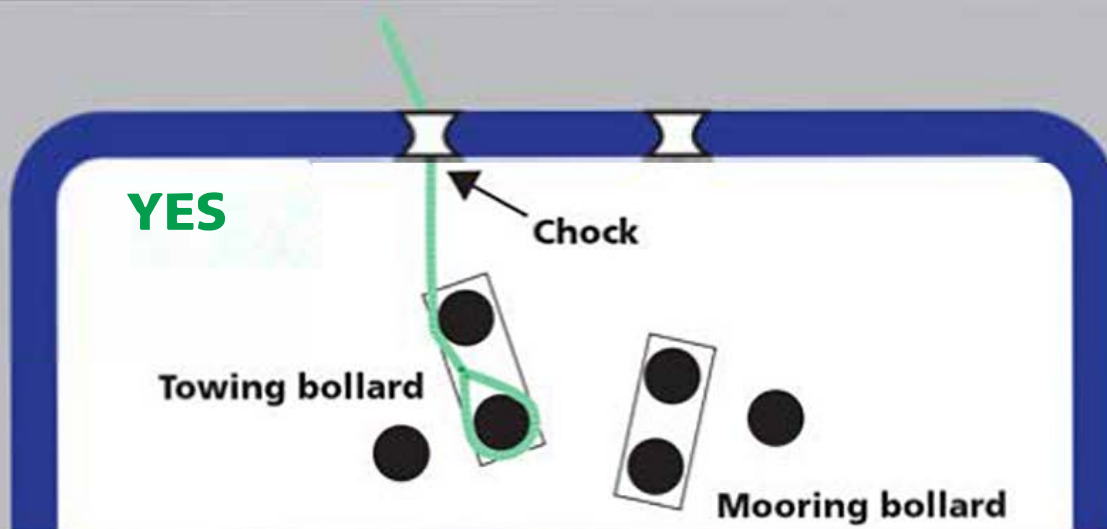


# ALFONS HÅKANS

TOWAGE • SALVAGE • ICEBREAKING • HEAVY TRANSPORT • SHIP REPAIR YARD

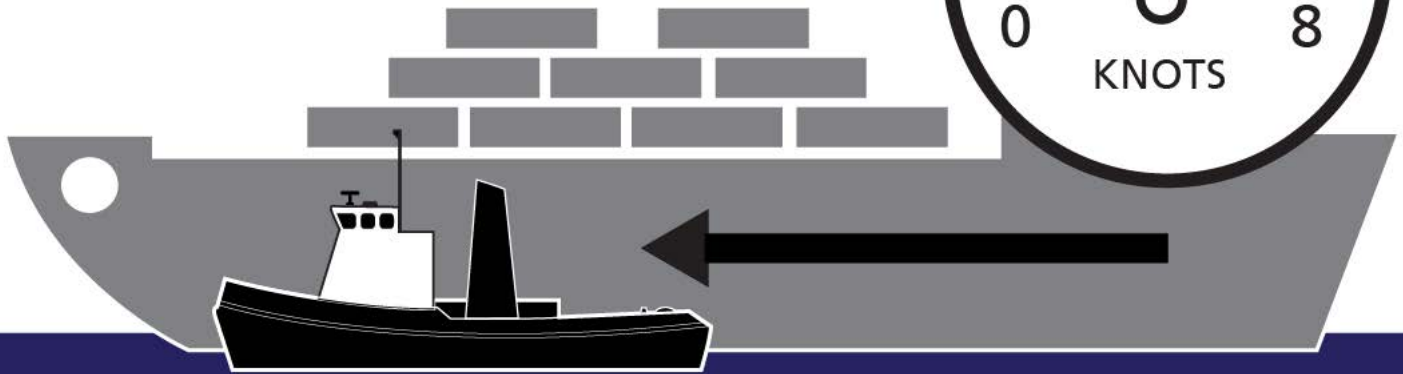

## SAFE HARBOUR TOWAGE

Pre-plan the towage in cooperation with the Tug Master before connecting the towline and communicate the strength (SWL) of the bollard and rope lead to the Tug Master.



**1a**

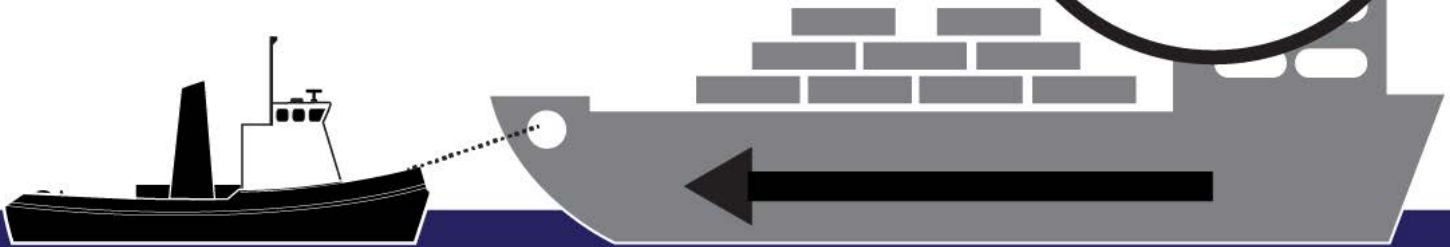
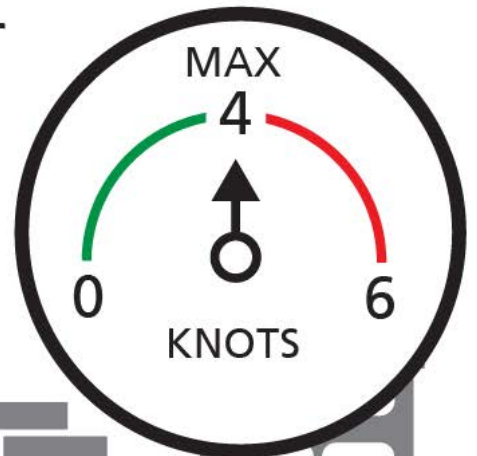
Speed through water



Reduce ship's speed to max 6 knots when making fast to the bow tug.

**1b**

Speed through water



Max 4 knots in bow-to-bow operation with ASD tug.

# 2

## Connecting tow line



Connecting the bow tug: Send heaving line from the ship's shoulder. The bow tug stays behind the bow wave.

# 3


## Communication



Pilot or Ship's captain instructs how and where to make fast. Crew confirms to tug captain that the towing line has been made fast.

4

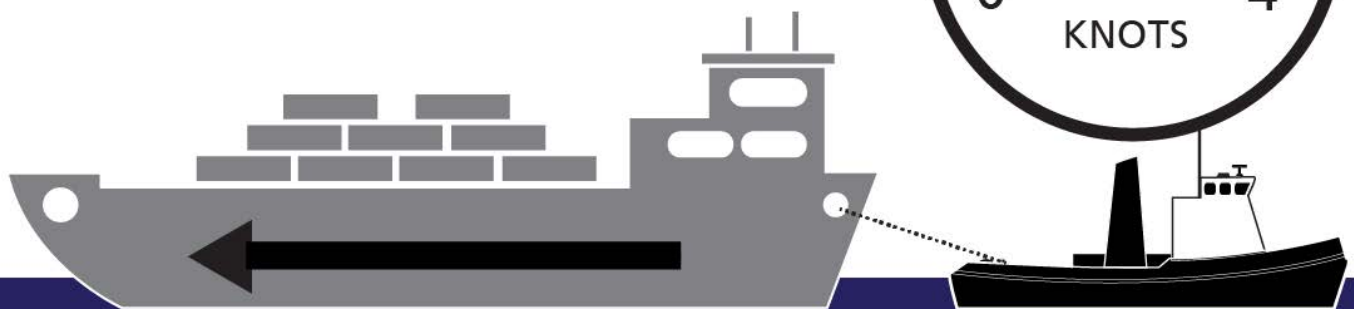
## Directions & Power



Towing directions: Use ship like a clock face or use cardinal points (N, E, S, W). Towing power: use 0 – 100 %

5

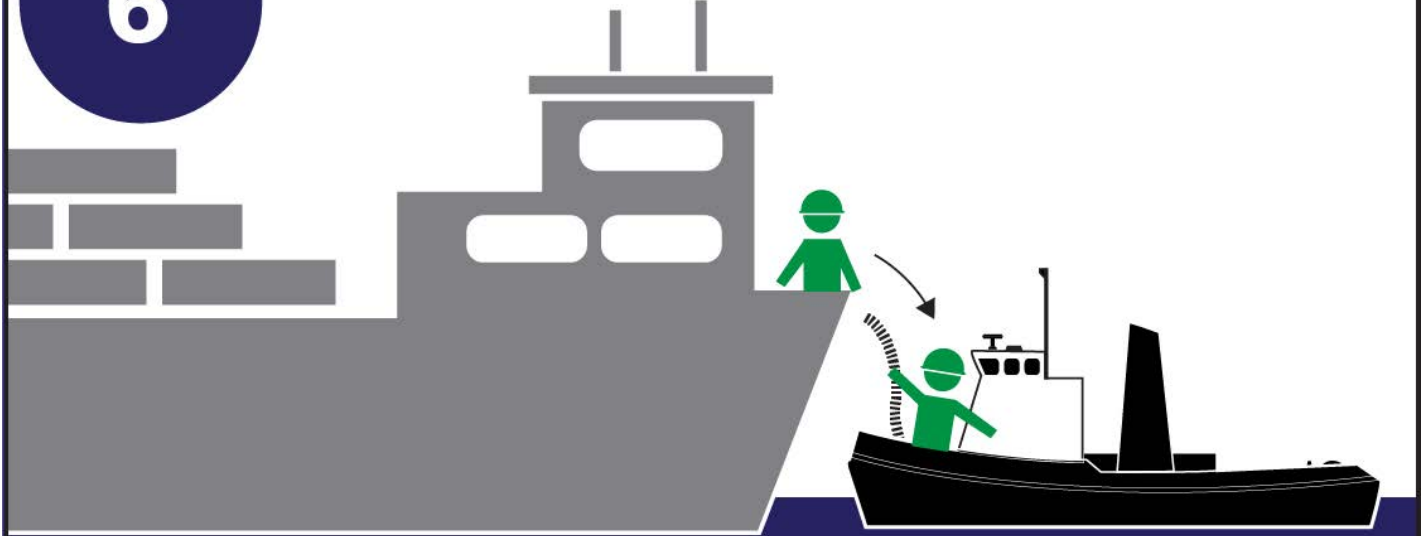
## Speed through water



Max 2 knots when the ship is moving ahead with the conventional tug at the stern.

6

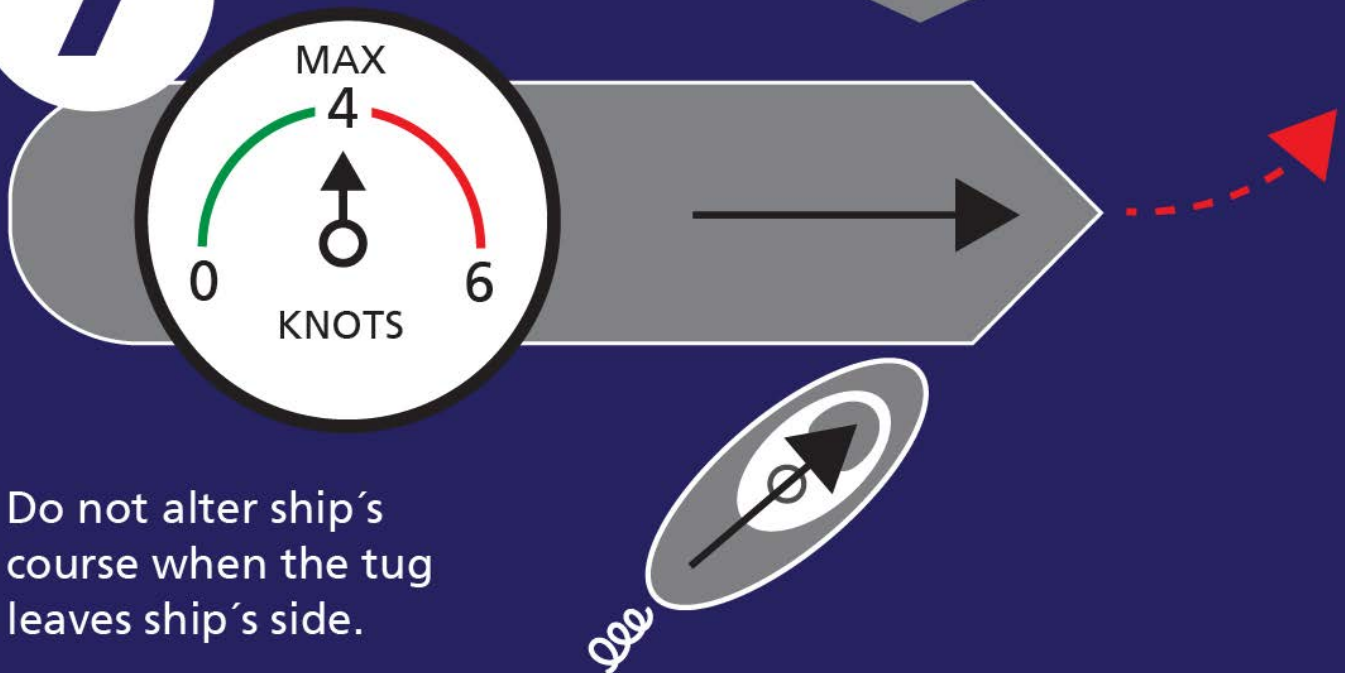
## Disconnecting tug



Lower the towline to tugboat's deck in an agreed and controlled manner.

7

## Side pushing



Do not alter ship's course when the tug leaves ship's side.

# **24H Harbour Towage Service in Finland**

---

## **Pori**

**24/7 mobile +358 400 591 560**

## **Rauma**

**24/7 mobile +358 400 521 854**

## **Uusikaupunki**

**24/7 mobile +358 400 818 814**

## **Turku - Naantali - Parainen**

**24/7 mobile +358 400 521 919**

## **Hanko - Koverhar - Inkoo**

**24/7 mobile +358 400 522 034**

## **Helsinki - Vuosaari - Kantvik**

**24/7 mobile +358 400 522 036**

## **Kotka - Hamina**

**24/7 mobile +358 400 258 739**



**FINNTUGS OY**



**ALFONS HÅKANS**

TOWAGE • SALVAGE • ICEBREAKING • HEAVY TRANSPORT • SHIP REPAIR YARD

**[www.alfonshakans.fi](http://www.alfonshakans.fi)**